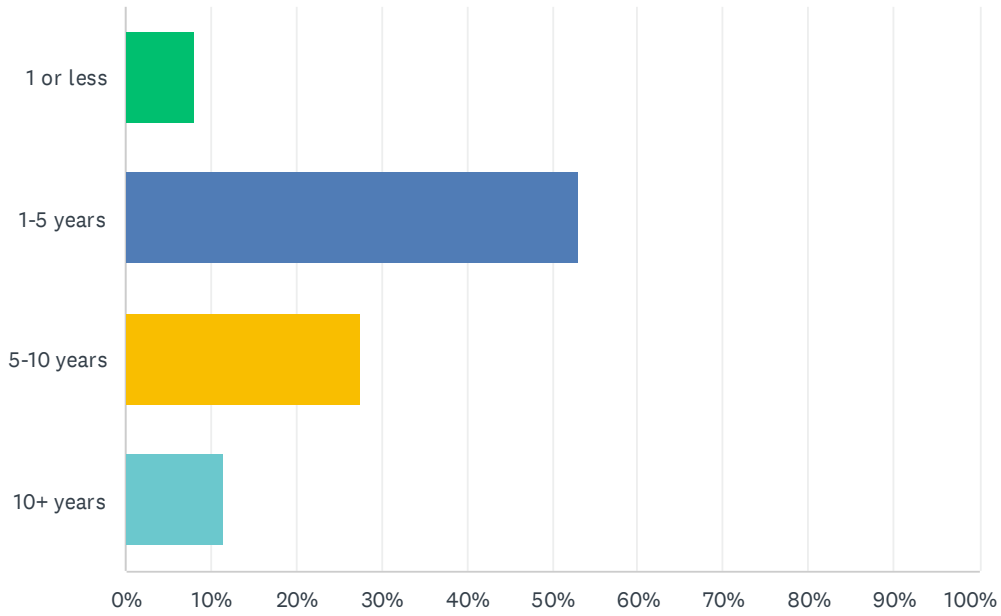


Q1 How many years have you attended this church?

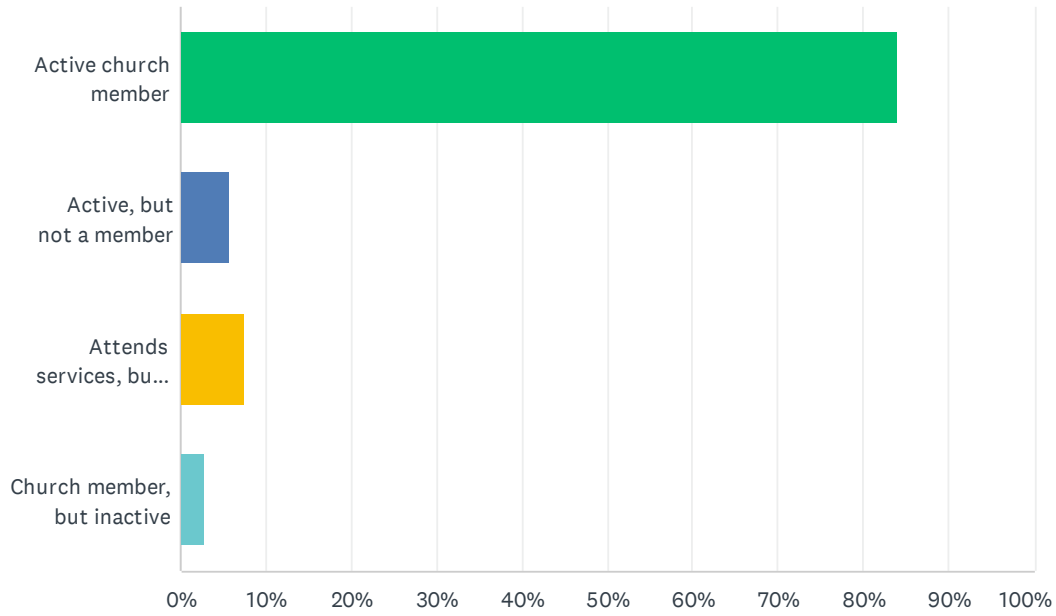
Answered: 175 Skipped: 1



ANSWER CHOICES	RESPONSES
1 or less	8.00% 14
1-5 years	53.14% 93
5-10 years	27.43% 48
10+ years	11.43% 20
TOTAL	175

Q2 What is your current membership status?

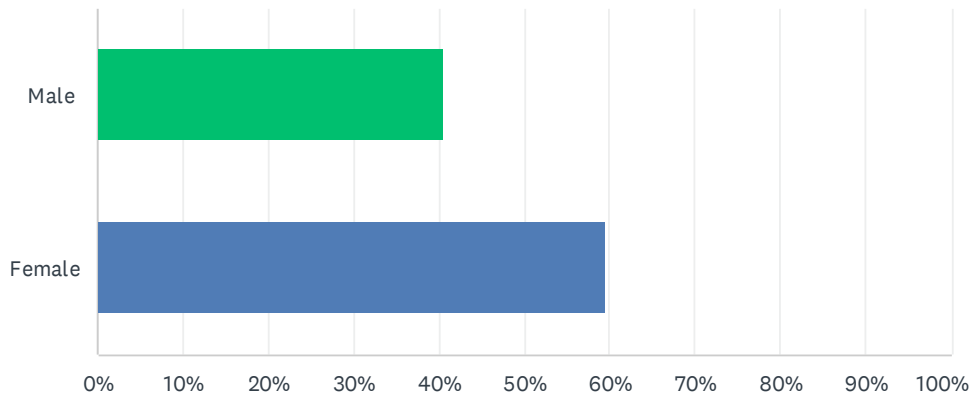
Answered: 174 Skipped: 2



ANSWER CHOICES	RESPONSES	
Active church member	83.91%	146
Active, but not a member	5.75%	10
Attends services, but not a member	7.47%	13
Church member, but inactive	2.87%	5
TOTAL		174

Q3 What is your gender?

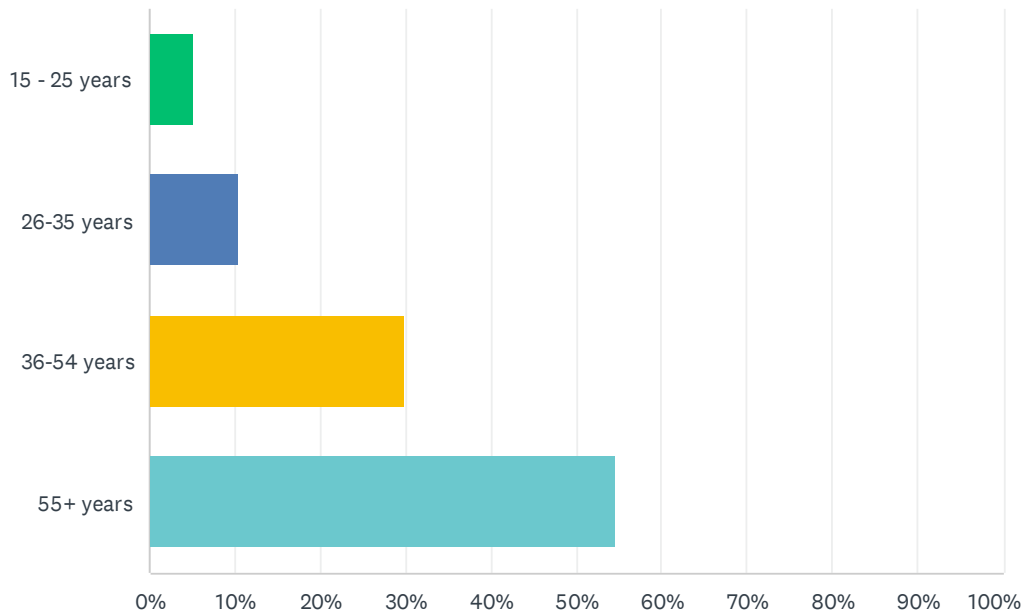
Answered: 175 Skipped: 1



ANSWER CHOICES	RESPONSES	
Male	40.57%	71
Female	59.43%	104
TOTAL		175

Q4 What is your age?

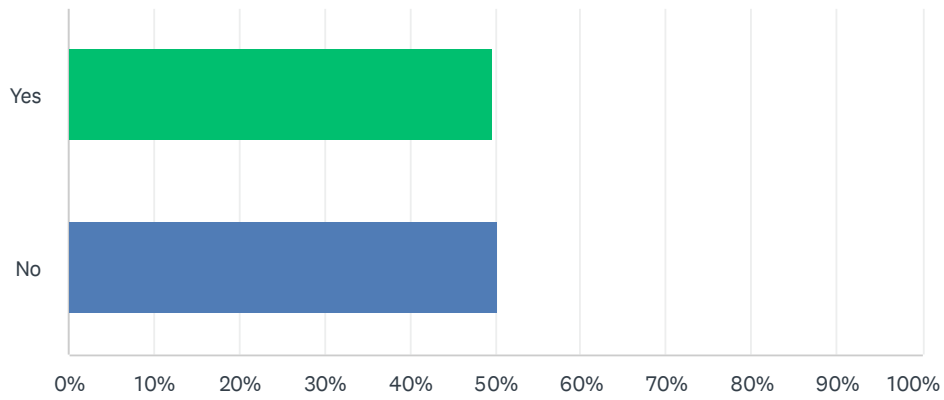
Answered: 174 Skipped: 2



ANSWER CHOICES	RESPONSES
15 - 25 years	5.17% 9
26-35 years	10.34% 18
36-54 years	29.89% 52
55+ years	54.60% 95
TOTAL	174

Q5 Are you involved in a 4G Group/small group?

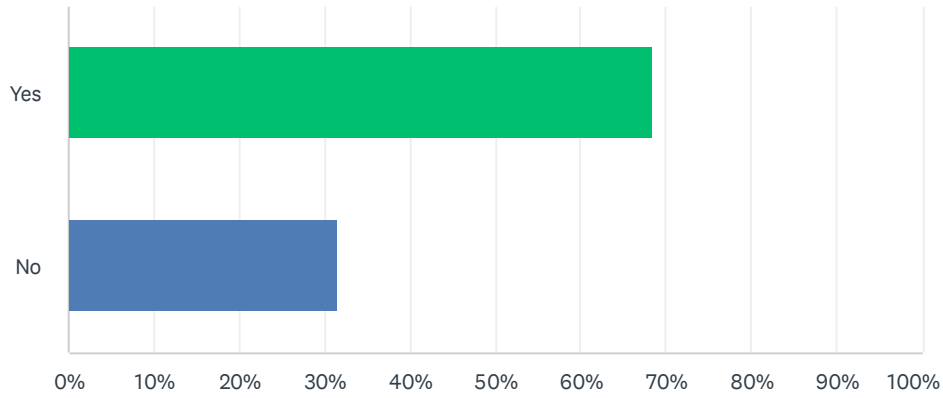
Answered: 173 Skipped: 3



ANSWER CHOICES	RESPONSES	
Yes	49.71%	86
No	50.29%	87
TOTAL		173

Q6 Are you involved in serving in a ministry of Calvary Baptist Church outside of attending services?

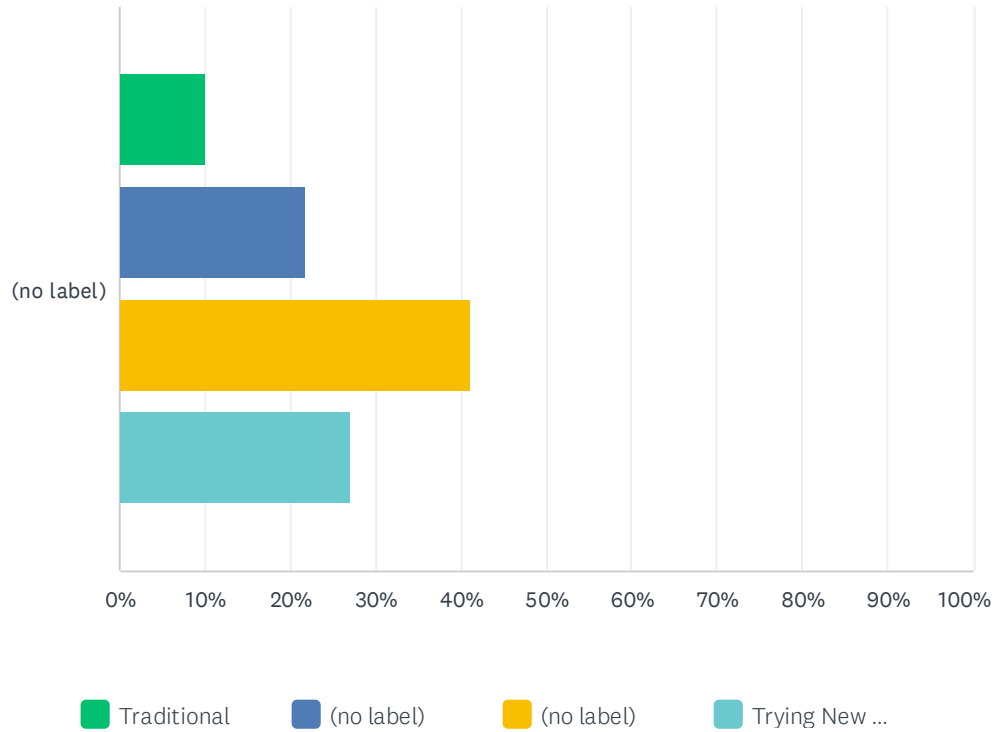
Answered: 174 Skipped: 2



ANSWER CHOICES	RESPONSES	
Yes	68.39%	119
No	31.61%	55
TOTAL		174

Q7 Our congregation is focused on maintaining traditional patterns of functioning versus trying new things and approaches to ministry.

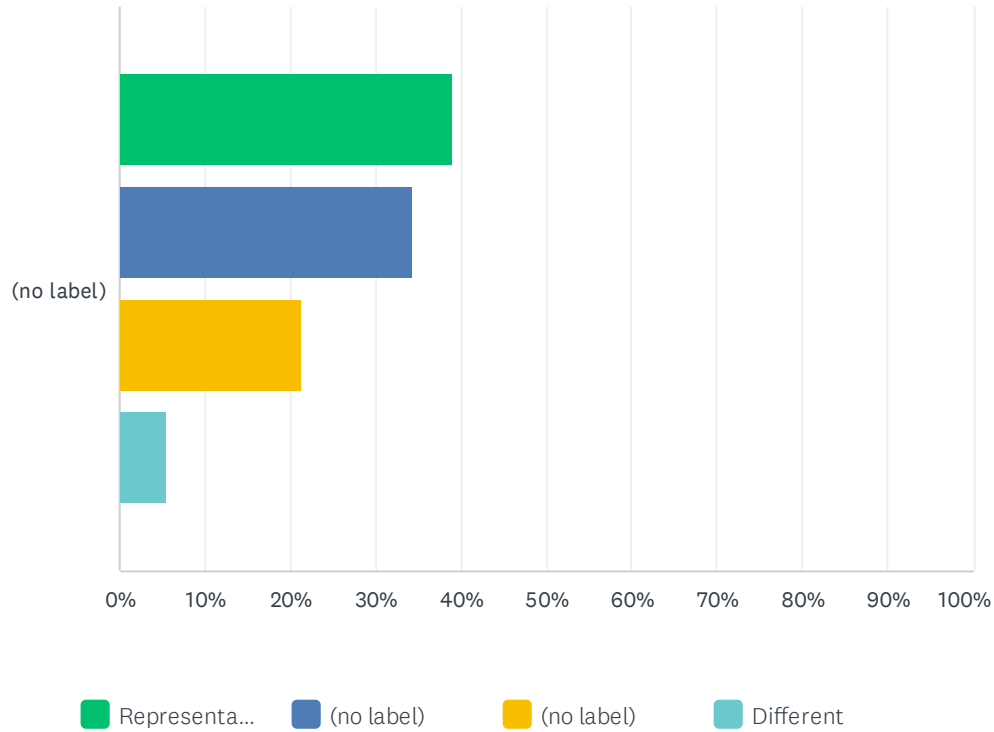
Answered: 151 Skipped: 25



	TRADITIONAL	(NO LABEL)	(NO LABEL)	TRYING NEW THINGS	TOTAL	WEIGHTED AVERAGE
(no label)	9.93%	21.85%	41.06%	27.15%	151	2.85
	15	33	62	41		

Q8 Our congregation is representative of the population of Bastrop County versus very different from the population of Bastrop County

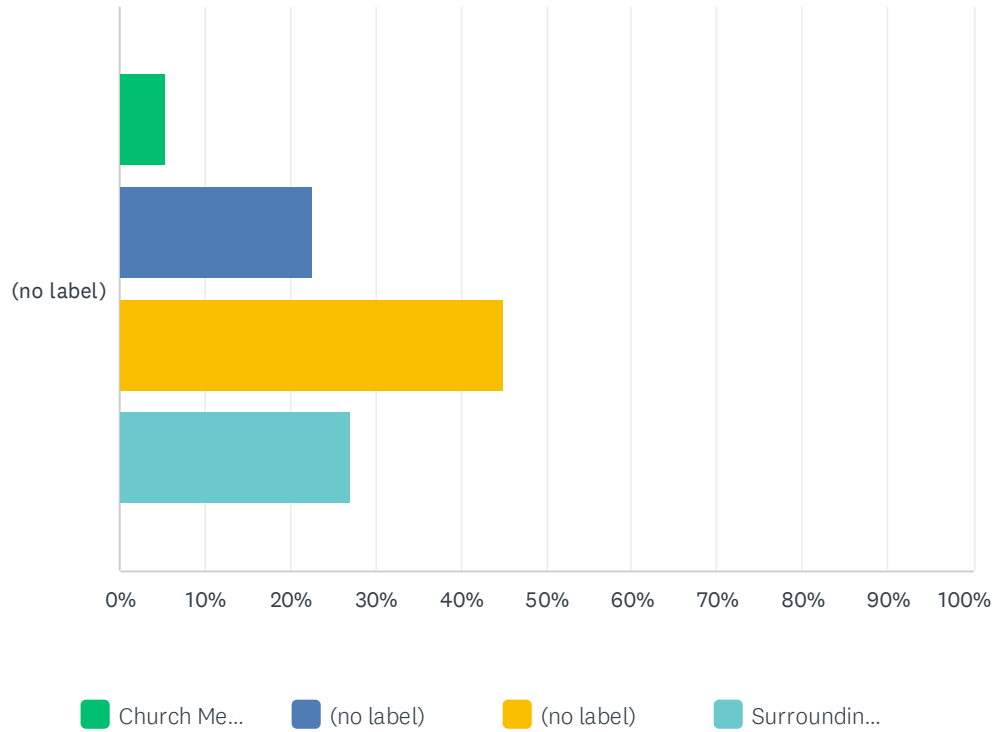
Answered: 146 Skipped: 30



	REPRESENTATIVE	(NO LABEL)	(NO LABEL)	DIFFERENT	TOTAL	WEIGHTED AVERAGE
(no label)	39.04%	34.25%	21.23%	5.48%	146	1.93
	57	50	31	8		

Q9 Our church is focused primarily on serving church members versus serving the surrounding community.

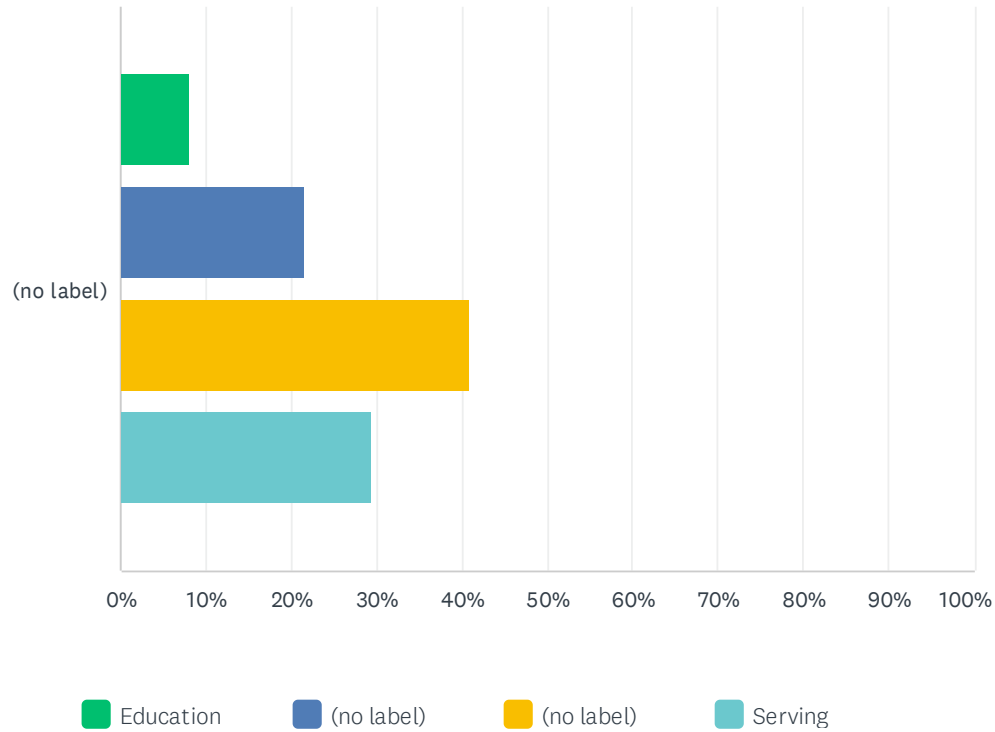
Answered: 151 Skipped: 25



	CHURCH MEMBERS	(NO LABEL)	(NO LABEL)	SURROUNDING COMMUNITY	TOTAL	WEIGHTED AVERAGE
(no label)	5.30%	22.52%	45.03%	27.15%	151	2.94
	8	34	68	41		

Q10 Our church ministry is primarily focused on the education of church members versus sending church members out to serve the community.

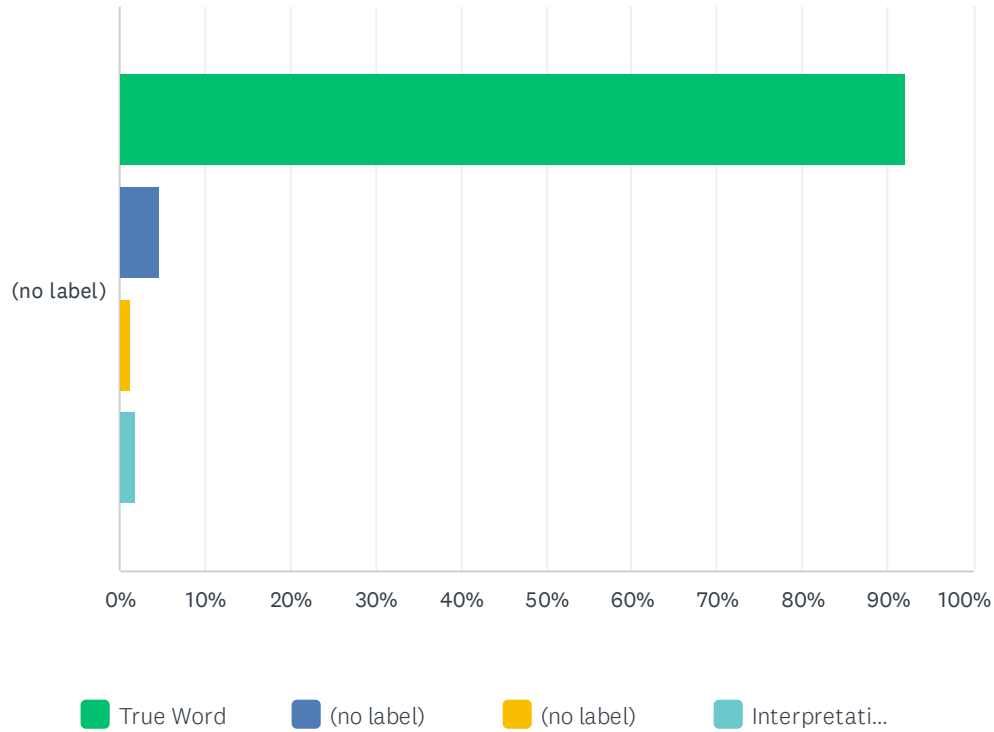
Answered: 149 Skipped: 27



	EDUCATION	(NO LABEL)	(NO LABEL)	SERVING	TOTAL	WEIGHTED AVERAGE
(no label)	8.05%	21.48%	40.94%	29.53%	149	2.92
	12	32	61	44		

Q11 Our Church Believes that the Bible is the True Word of God versus Believes that the Bible is Subject to Interpretation.

Answered: 151 Skipped: 25



	TRUE WORD	(NO LABEL)	(NO LABEL)	INTERPRETATION	TOTAL	WEIGHTED AVERAGE
(no label)	92.05% 139	4.64% 7	1.32% 2	1.99% 3	151	1.13

Q12 List and describe strengths and/or positive qualities of our church (feel free to share up to three, but a response is not required):

Answered: 123 Skipped: 53

ANSWER CHOICES	RESPONSES	
1.	100.00%	123
2.	90.24%	111
3.	65.04%	80

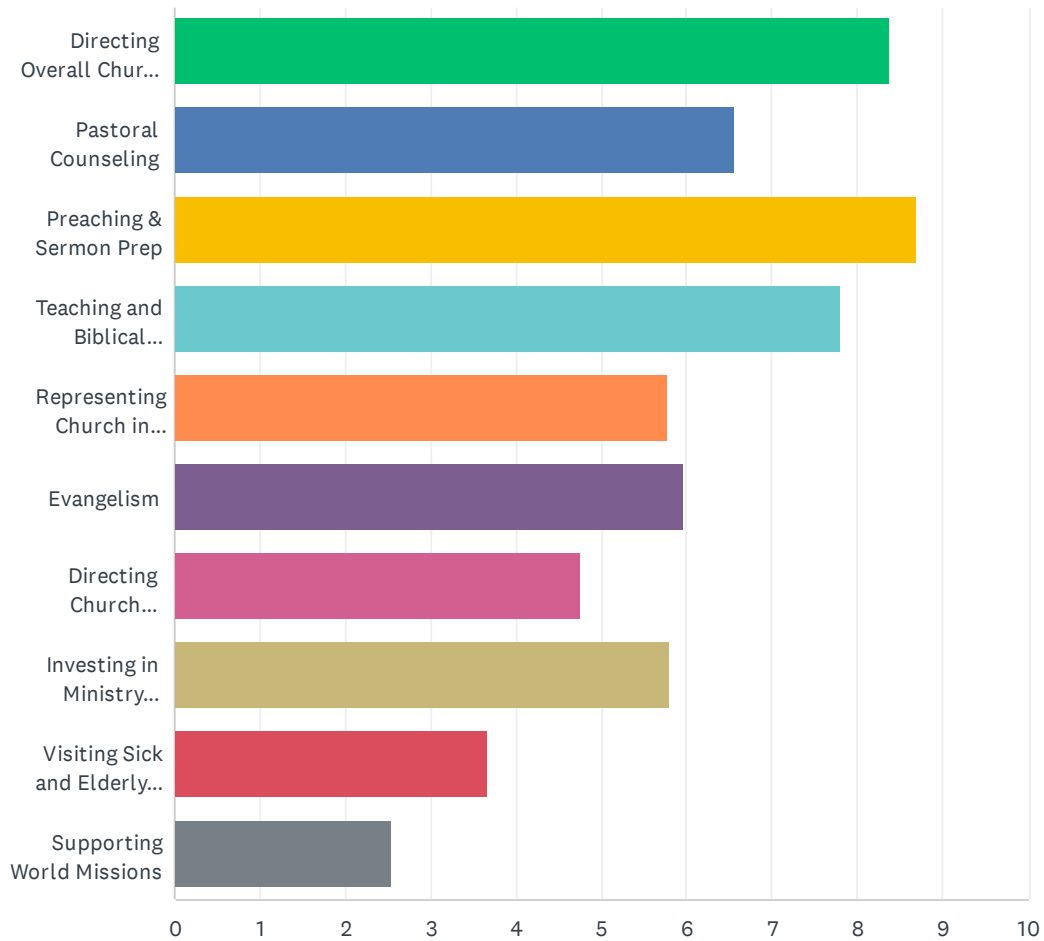
Q13 List and describe any areas where you feel our church struggles and/or could improve (feel free to share up to three, but a response is not required):

Answered: 94 Skipped: 82

ANSWER CHOICES	RESPONSES	
1.	100.00%	94
2.	67.02%	63
3.	38.30%	36

Q14 Please rank the top five Pastoral Responsibilities listed below in order from most important (#1) to least important (#5). As you read through the list, keep in mind that all of them are important, but think about where you believe a new pastor of our church should set priorities.

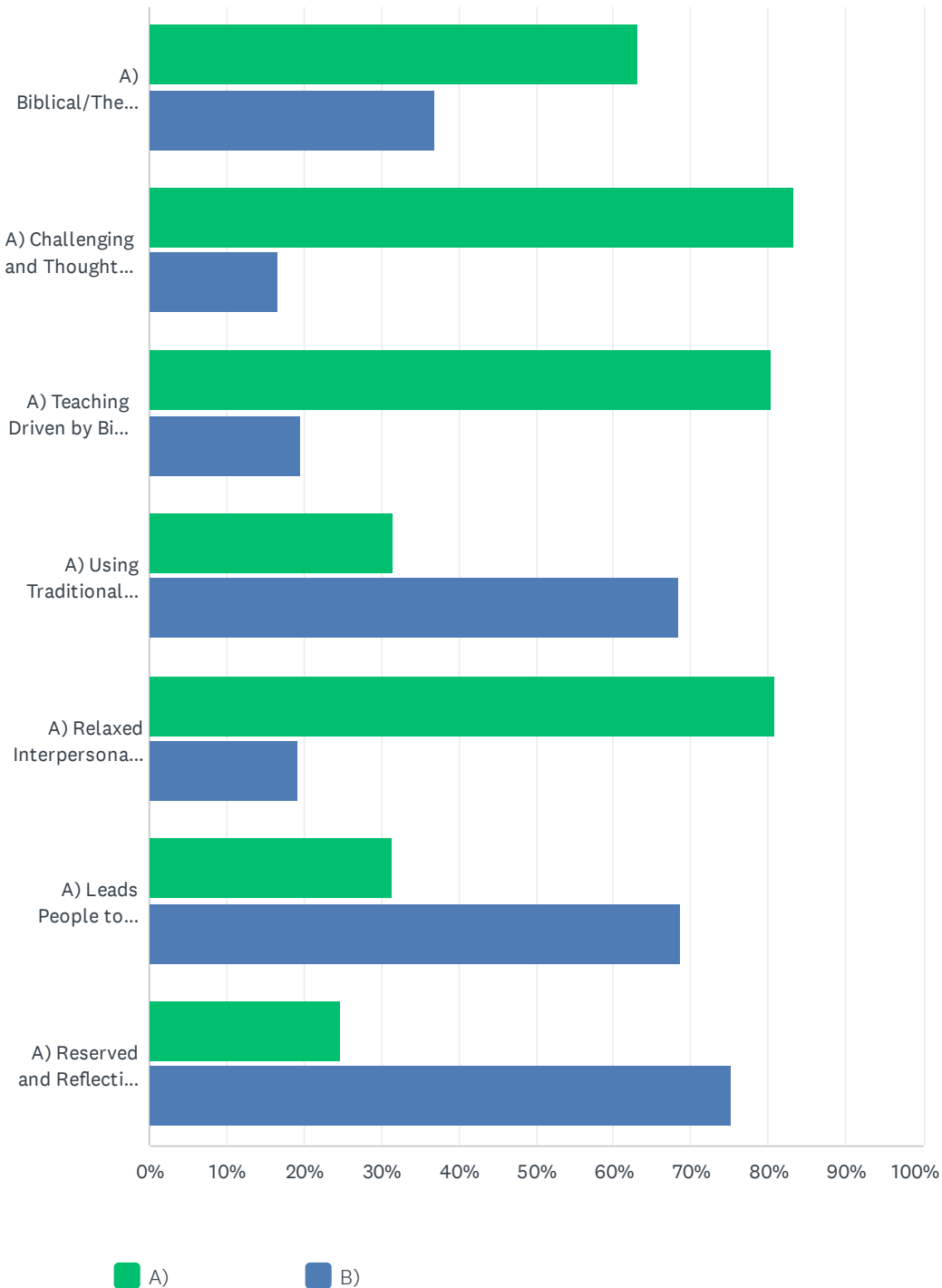
Answered: 132 Skipped: 44



	1	2	3	4	5	6	7	8	9	10	TOTAL
Directing Overall Church Vision	38.84% 47	18.18% 22	20.66% 25	7.44% 9	6.61% 8	2.48% 3	2.48% 3	0.83% 1	0.83% 1	1.65% 2	121
Pastoral Counseling	3.19% 3	18.09% 17	11.70% 11	17.02% 16	25.53% 24	11.70% 11	5.32% 5	3.19% 3	2.13% 2	2.13% 2	94
Preaching & Sermon Prep	38.89% 49	30.16% 38	15.87% 20	5.56% 7	3.17% 4	3.17% 4	1.59% 2	0.79% 1	0.00% 0	0.79% 1	126
Teaching and Biblical Education	17.12% 19	21.62% 24	23.42% 26	20.72% 23	5.41% 6	7.21% 8	1.80% 2	1.80% 2	0.90% 1	0.00% 0	111
Representing Church in Community	2.13% 2	7.45% 7	9.57% 9	20.21% 19	23.40% 22	8.51% 8	13.83% 13	4.26% 4	8.51% 8	2.13% 2	94
Evangelism	4.08% 4	9.18% 9	14.29% 14	17.35% 17	12.24% 12	14.29% 14	12.24% 12	12.24% 12	2.04% 2	2.04% 2	98
Directing Church Programming	2.30% 2	3.45% 3	5.75% 5	16.09% 14	12.64% 11	9.20% 8	13.79% 12	18.39% 16	12.64% 11	5.75% 5	87
Investing in Ministry Leadership	1.96% 2	9.80% 10	15.69% 16	15.69% 16	14.71% 15	7.84% 8	13.73% 14	14.71% 15	3.92% 4	1.96% 2	102
Visiting Sick and Elderly Members	2.25% 2	0.00% 0	4.49% 4	7.87% 7	13.48% 12	6.74% 6	5.62% 5	11.24% 10	34.83% 31	13.48% 12	89
Supporting World Missions	0.00% 0	0.00% 0	1.23% 1	2.47% 2	17.28% 14	1.23% 1	3.70% 3	7.41% 6	13.58% 11	53.09% 43	81

Q15 Listed below are 10 pairs of different personalities/styles when it comes to pastoral ministry. You will probably agree that both traits in each pair are desirable. But if you had to choose, which characteristic in each pair would you prefer in your pastor. Check one answer for each pair.

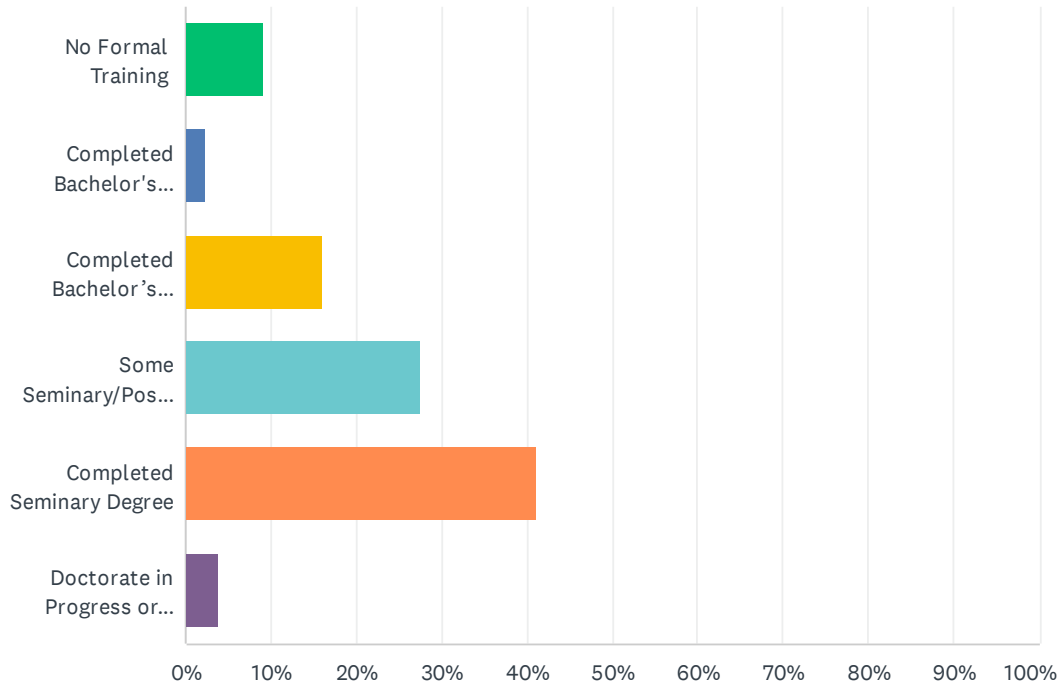
Answered: 134 Skipped: 42



	A)	B)	TOTAL
A) Biblical/Theological Expertise VS B) Emphasizing Spiritually Driven	63.08% 82	36.92% 48	130
A) Challenging and Thought Provoking VS B) Comforting and Reassuring	83.33% 110	16.67% 22	132
A) Teaching Driven by Bible VS B) Teaching Driven by Subject/Issues	80.45% 107	19.55% 26	133
A) Using Traditional Approaches VS B) Trying New Ideas and Approaches	31.54% 41	68.46% 89	130
A) Relaxed Interpersonal Style VS B) Professional Style	80.92% 106	19.08% 25	131
A) Leads People to Figure Things Out for Themselves VS B) Gives Advice and Helps Direct People	31.30% 41	68.70% 90	131
A) Reserved and Reflective VS B) Outgoing and Socially Driven	24.81% 32	75.19% 97	129

Q16 What is your minimum amount of formal training you believe our new pastor should have? (Pick One)

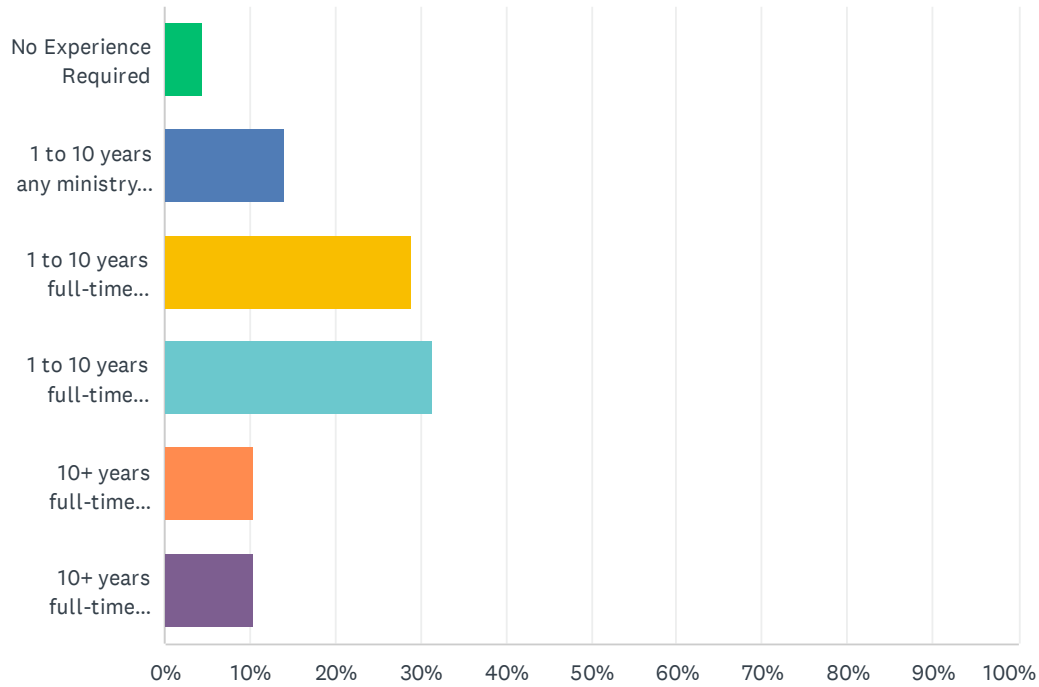
Answered: 131 Skipped: 45



ANSWER CHOICES	RESPONSES	
No Formal Training	9.16%	12
Completed Bachelor's Degree	2.29%	3
Completed Bachelor's Degree in Ministry Related Subject	16.03%	21
Some Seminary/Post-Graduate Training	27.48%	36
Completed Seminary Degree	41.22%	54
Doctorate in Progress or Completed	3.82%	5
TOTAL		131

Q17 What is the minimum amount of professional ministry experience you believe our new pastor should have? (Pick One)

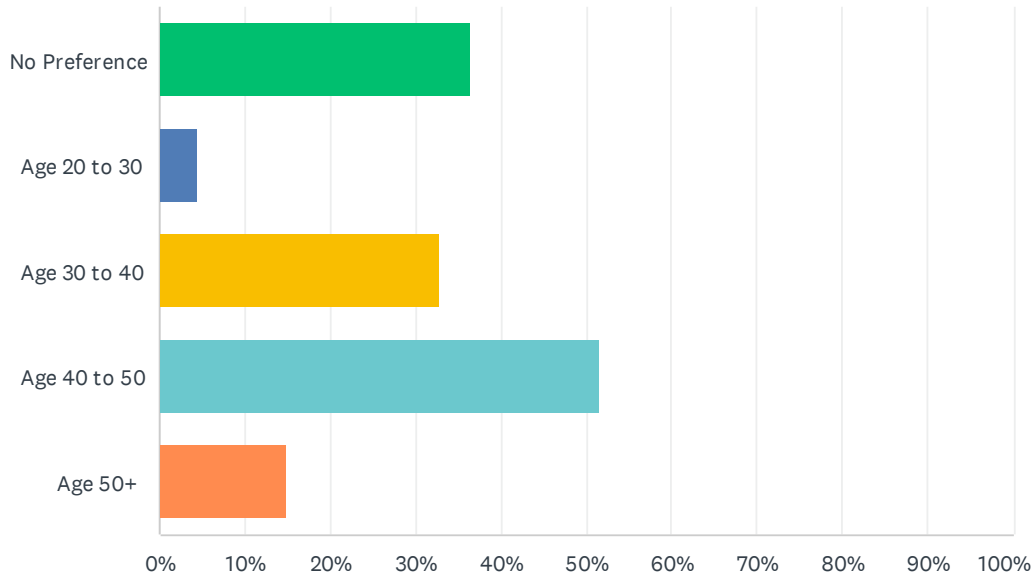
Answered: 134 Skipped: 42



ANSWER CHOICES	RESPONSES	
No Experience Required	4.48%	6
1 to 10 years any ministry experience	14.18%	19
1 to 10 years full-time ministry experience	29.10%	39
1 to 10 years full-time ministry experience as Senior/Head Pastor	31.34%	42
10+ years full-time ministry experience	10.45%	14
10+ years full-time ministry experience as Senior/Head Pastor	10.45%	14
TOTAL		134

Q18 Do you have a preference concerning the age of our new pastor? Pick all that apply.

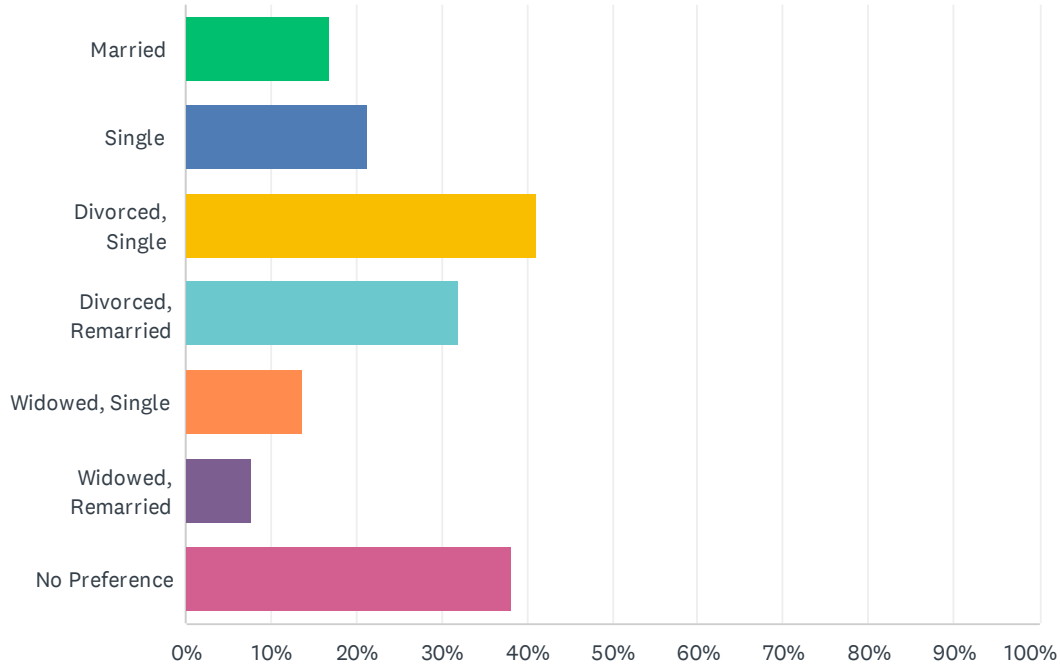
Answered: 134 Skipped: 42



ANSWER CHOICES	RESPONSES	
No Preference	36.57%	49
Age 20 to 30	4.48%	6
Age 30 to 40	32.84%	44
Age 40 to 50	51.49%	69
Age 50+	14.93%	20
Total Respondents: 134		

Q19 Concerning Marital Status, do you believe that any of the following possibilities should disqualify a candidate from consideration? (Select All That Apply)

Answered: 131 Skipped: 45



ANSWER CHOICES	RESPONSES	
Married	16.79%	22
Single	21.37%	28
Divorced, Single	41.22%	54
Divorced, Remarried	32.06%	42
Widowed, Single	13.74%	18
Widowed, Remarried	7.63%	10
No Preference	38.17%	50
Total Respondents: 131		

Q20 This completes the survey. We would like to thank you for helping in this critical task, as it is the last step before formally posting the position. Contact the Pastor Search Committee at psc@cbcfamily.net if you have any questions or tell us anything else you would like for us to know.

Answered: 17 Skipped: 159